


TECHNICAL DATA SHEET

TRIMLESS BOX INVISIBLE

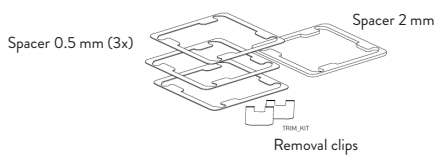
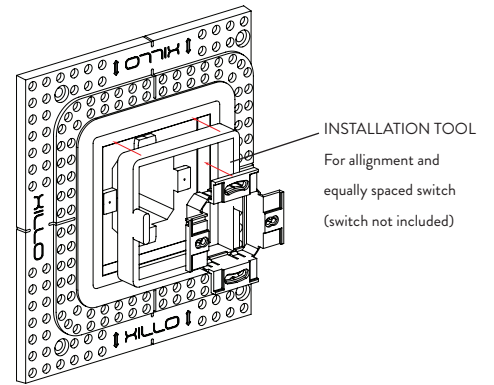


Technical specs

Fitting	suitable for one 4F switch invisible
Touchbutton	INVISIBLE
Material	patented composite, paintable
Finish	natural white, paintable
Opening	85 x 85 mm
Cut out	plasterboard (PB): 182 x 204 mm concrete (BC): Ø 110 mm
Total depth	plasterboard (PB): 54,5 mm concrete (BC): 61 mm

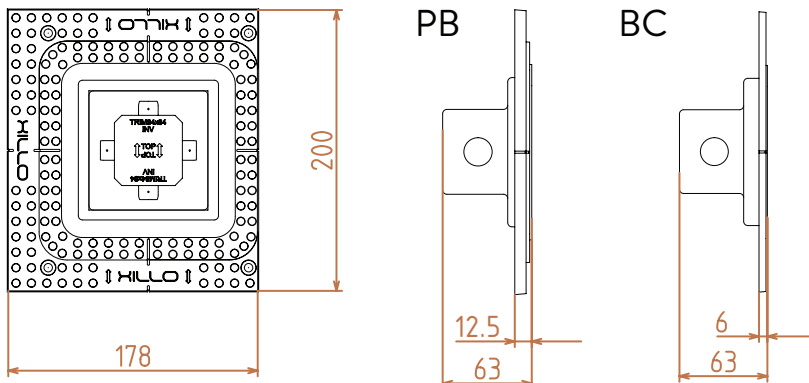
Order Codes

TRIMSWITCH INV PB	housing for plasterboard INV
TRIMSWITCH INV BC	housing for concrete ceiling INV



NOTE:
Use the spacers to level the built-in products with the wall **AFTER** painting the wall
DO NOT THROW AWAY THE SPACERS


Dimensions



TECHNICAL DATA SHEET

TRIMLESS BOX INVISIBLE

Construction



NOTE:

Ensure a drywall mesh is placed over all the sides of the Xillo plate

The working temperature must always remain between 7 °C and 45 °C; at lower or higher temperatures, excessive expansion may occur, which can cause the plasterwork to crack

Image for illustration purposes only – actual product may vary, construction is similar.



NOTE:

For clearer and more detailed instructions, please refer to the instructional video.

