


TECHNICAL DATA SHEET

TRIMLESS BOX MCW 84 x 84



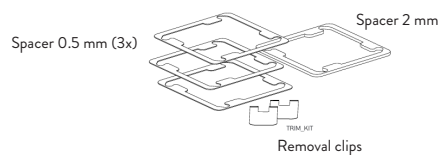
Technical specs

| | |
|-------------|--|
| Fitting | suitable for one 4F switch, 4F room controller or wall |
| Touchbutton | detector |
| Material | Metal, Corian® or Wood |
| Finish | patented composite, paintable |
| Opening | natural white, paintable |
| Cut out | MCW: 85 x 85 mm |
| | plasterboard (PB): 182 x 204 mm |
| Total depth | concrete (BC): Ø 110 mm |
| | plasterboard (PB): 54,5 mm |
| | concrete (BC): 61 mm |

Order Codes

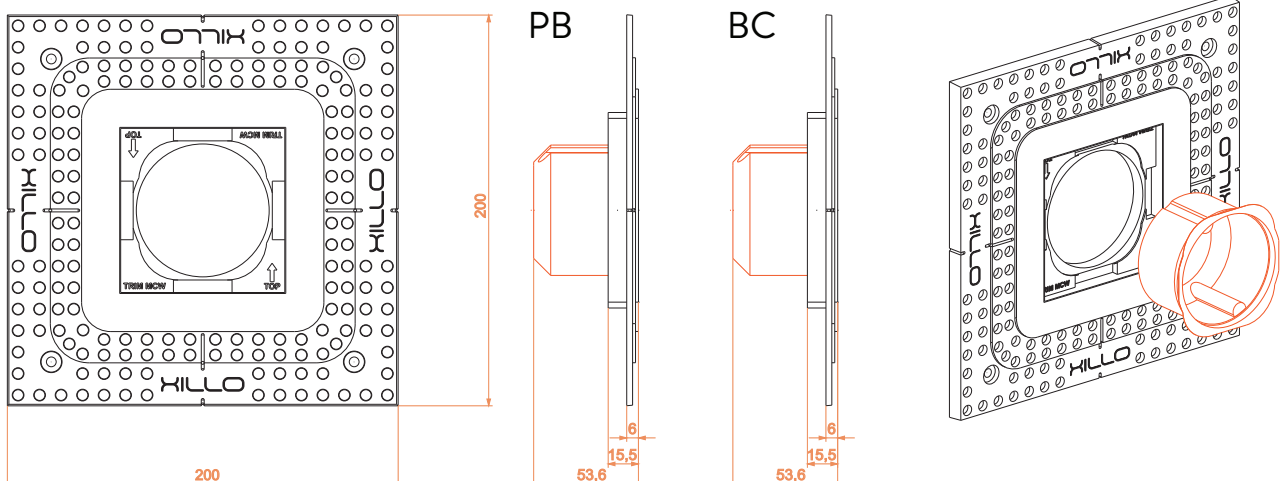
TRIMSWITCH INV PB
TRIMSWITCH INV BC

housing for plasterboard MCW, 4F
housing for concrete ceiling MCW, 4F



NOTE:
Use the spacers to level the built-in products with the wall AFTER painting the wall
DO NOT THROW AWAY THE SPACERS


Dimensions



TECHNICAL DATA SHEET

TRIMLESS BOX MCW 84 x 84

Construction



NOTE:

Ensure a drywall mesh is placed over all the sides of the Xillo plate

The working temperature must always remain between 7 °C and 45 °C; at lower or higher temperatures, excessive expansion may occur, which can cause the plasterwork to crack

Image for illustration purposes only – actual product may vary, construction is similar.



NOTE:

For clearer and more detailed instructions, please refer to the instructional video.

